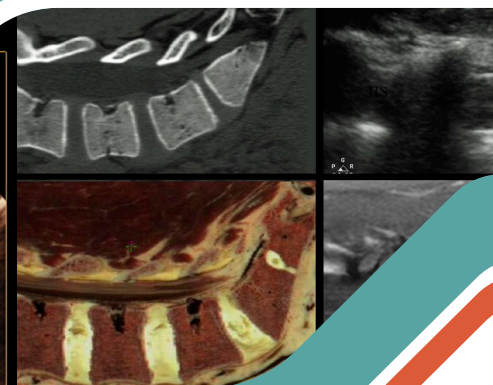
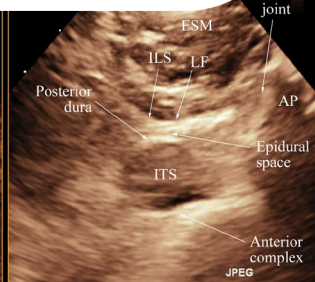
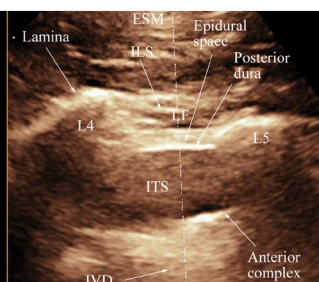


ISSPS 2021

REGIONAL ANAESTHESIA WEBINAR I

Department of Anaesthesia and Intensive Care
The Chinese University of Hong Kong
Faculty of Medicine, Hong Kong, SAR, China



Ultrasound for Central Neuraxial Blocks - Lumbar Region

14 AUG 2021 (SATURDAY)

17:00 HONG KONG TIME



ID: 912 7791 1498 Passcode: 136557



Dr. Bernhard Moriggl

Austria

- Functional Anatomy Relevant for Central Neuraxial Blocks (Spinal and Epidural) in the Lumbar Region



Dr. Kenneth Sheah

Singapore

- Computerized Tomographic and Magnetic Resonance Imaging Anatomy of the Lumbar Spine Relevant for Central Neuraxial Blocks



Dr. Miguel A Reina

Spain

- Microanatomy of the Ligamentum Flavum and related Spinal Ligaments, Spinal Meninges, Dural sac and Cauda equina



Dr. Manoj K Karmakar

Hong Kong

- Ultrasound Imaging of the Lumbar Spine Relevant for Central Neuraxial Blocks- Lecture and Sonoanatomy Demonstration in Volunteers
- Technical Consideration for Real-time Ultrasound Guided Lumbar Epidural, Intrathecal (Spinal) and Combined Spinal-epidural (CSE) Injections

Webinar Supported by **PAJUNK**[®]
Trust Tradition. Experience Innovation.



www.usgraweb.hk/issps2021

Contact: Ms Heidi Sin [+852 3505 2735](tel:+85235052735) heidisin@cuhk.edu.hk