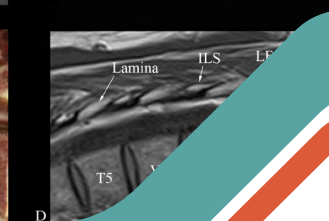
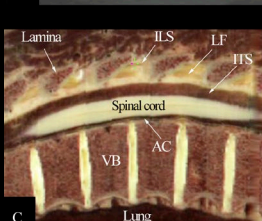
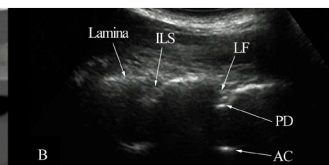
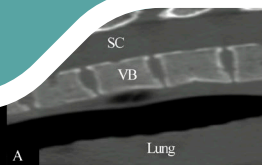
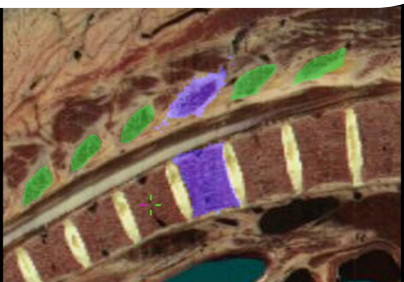


ISSPS 2021

REGIONAL ANAESTHESIA WEBINAR II

Department of Anaesthesia and Intensive Care
The Chinese University of Hong Kong
Faculty of Medicine, Hong Kong, SAR, China



Ultrasound for Epidural and Paravertebral Injection – Thoracic Region

28 AUG 2021 (SATURDAY)

17:00 HONG KONG TIME



ID: 913 6822 0486 Passcode: 340890



**Dr. Bernhard
Moriggl**

Austria

- Functional Anatomy Relevant for Thoracic Epidural and Paravertebral Injection



**Dr. Kenneth
Sheah**

Singapore

- Computerized Tomographic and Magnetic Resonance Imaging Anatomy of the Thoracic Spine Relevant for Epidural and Paravertebral Injections



**Dr. Manoj K
Karmakar**

Hong Kong

- Ultrasound Imaging of the Thoracic Spine and Epidural Injection Technique
- Ultrasound Imaging of the Thoracic Paravertebral Region and Injection Techniques
- Ultrasound Imaging Relevant for Thoracic Epidural and Paravertebral Injection: Sonoanatomy Demonstration in Volunteers

Webinar Supported by **wisonic**



www.usgraweb.hk/issps2021

Contact: Ms Heidi Sin heidisin@cuhk.edu.hk +852 3505 2735